







## STORYBOARDS

Storyboards are used by film and video makers to provide a rough idea of shots that will be used in a sequence. They range from simple sketches of hand-drawn snowmen and women, to full color “animatics” for more elaborate presentations. Storyboards can serve a number of purposes:

- Planning:** Help you visualize the shots you’ll need to tell the story.  
**Proposal:** Can be shown to client to get across a project idea.  
**Production:** Reminder of shots you’ll need to get during the shoot. Used to show cast and crew what shots you want.

<p>1.</p>  <p>Subject: Skyline            Shot: ELS, Pan            Duration: 5 secs            Sound: Music                    Street Noise            Action: Cars/Buses</p>	<p>2.</p>  <p>Subject: House            Shot: LS            Duration: 4 secs            Sound: Music                    Jane’s Voice            Action: Jogger                    Bicyclist</p>	<p>3.</p>  <p>Subject: Ted &amp;                    Jane            Shot: MS            Duration: 3 secs            Sound: Music Fades                    Jane’s Voice            Action: Jane                    talking on phone</p>
<p>4.</p>  <p>Subject: Jane            Shot: CU            Duration: 6 secs            Sound: Talking            Action: Jane            does “double take”</p>	<p>5.</p>  <p>Subject: Ted            Shot: CU            Duration: 3 secs            Sound: Jane talking                    Ted gasping            Action: Ted looking                    on incredulously</p>	<p>6.</p>  <p>Subject: Jane            Shot: ECU            Duration: 2 secs            Sound: Jane shouting                    “ We won! ”            Action: Jane w/                    look of disbelief</p>

The storyboard above shows the first six shots of a sequence of a couple finding out they won a jackpot. Below each frame is information stating:

- 1) Subject: who or what is on screen.
- 2) Shot: size (LS, MS, CU, etc.) and camera moves (Pan, tilt, zoom-in, etc.).
- 3) Duration: Length of time shot will be on screen.
- 4) Sound: Music, voices, ambience, sound, effects, etc.
- 5) Action: What is the subject doing on screen?